

Scaled data based on original data using  
LM-79-08 Approved Method: Electrical and Photometric Measurements of Solid-  
State Lighting Products

Test Report Prepared for  
Cooper Lighting Solutions  
(formerly Eaton)

Brand: INVUE

Report Number: P173563

Luminaire Tested: **ENT-EXX-LED-E1-SLR-7060-CWB**

Issue Date: 03/03/2020

**Test Information**

Test Method: LM-79-08  
Report Number: P173563  
REPORT IS SCALED FROM IESNA LM-79-08 TEST DATA (P33647)  
Test Lab: INNOVATION CENTER-P3  
Issue Date: 03/03/2020  
Manufacturer: COOPER LIGHTING SOLUTIONS (FORMERLY EATON)  
Product Line: INVUE  
Catalog Number: ENT-EXX-LED-E1-SLR-7060-CWB  
Description: ENTRI LED LUMINAIRE, EMERGENCY MODE  
LIGHTBARS WITH AccuLED OPTICS - 90° SPILL LIGHT ELIMINATOR RIGHT  
Light Source: (42) 5700K CCT, 70 CRI LEDs  
Ballast/Driver: -

**Summary**

Lumens per Lamp: N/A  
Luminaire Lumens: 1617.6 lumens  
Efficiency: N/A  
Efficacy: 294.1 lumens/watt  
Luminous Opening: Rectangular (W 1' x L: 0.33' x H: 0')  
IES Classification: Type IV - Short - Non-Cutoff  
BUG Rating: B0 - U0 - G1

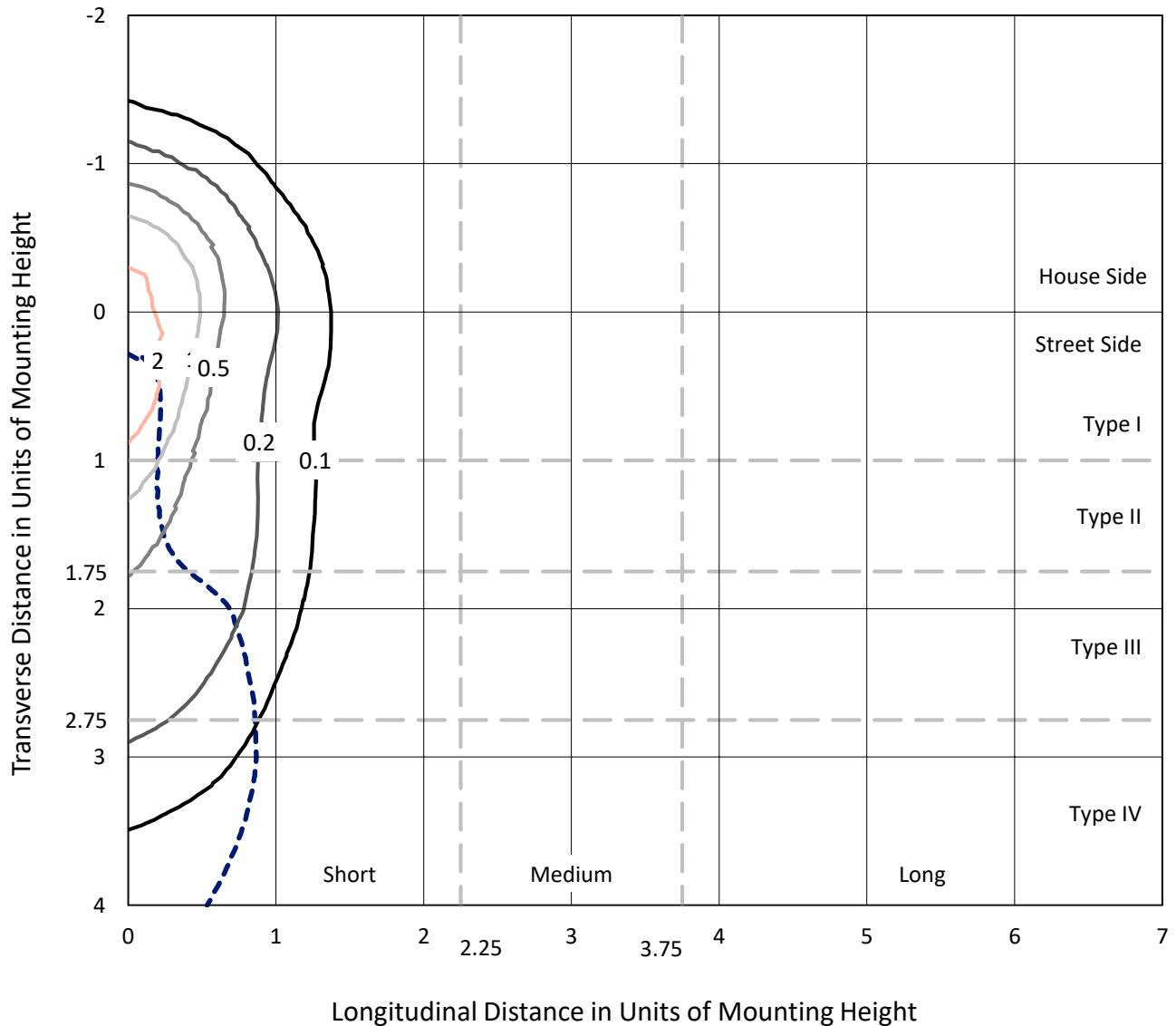
Input Watts (W): 5.5  
Input Voltage (V): NR  
Input Current (Ain): NR  
Voltage Rise (V): NR  
Power Factor: NR  
Total Harmonic Distortion (THDi): NR  
Frequency (hertz): 60  
Stabilization Time: NR  
Operation Time: NR  
Ambient Temperature (°C): NR  
Test Distance: 25 FT



REPORT NUMBER: P173563  
 CATALOG NUMBER: ENT-EXX-LED-E1-SLR-7060-CWB

### Iso-Footcandle Lines of Horizontal Illumination

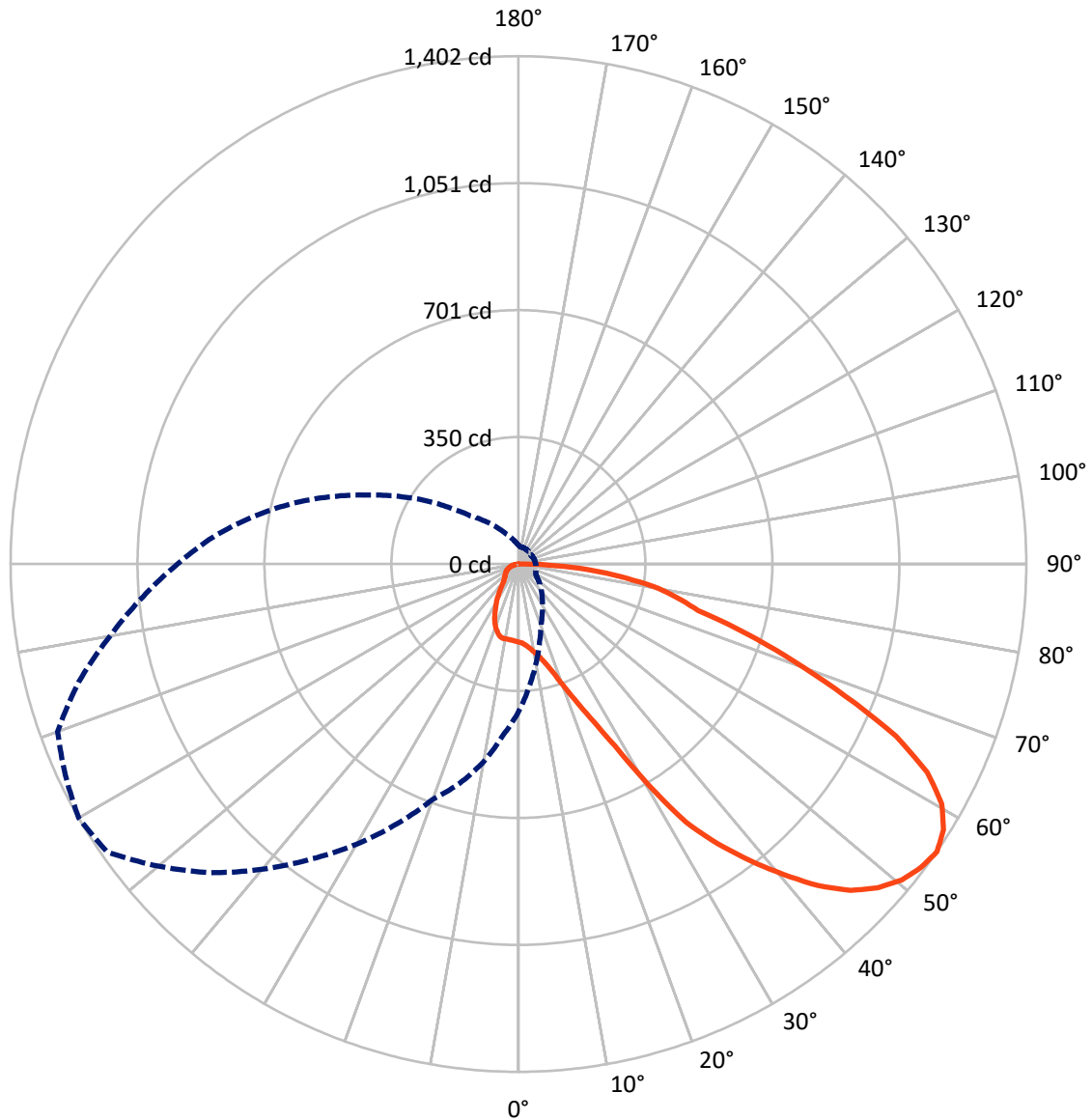
× Max cd  
 - - - 1/2 Max cd



Based on 10 foot mounting height. Maximum calculated value = 3.3 fc  
 Type IV - Short - Non-Cutoff

REPORT NUMBER: P173563  
CATALOG NUMBER: ENT-EXX-LED-E1-SLR-7060-CWB

### Luminous Intensity Polar Plot



— Vertical Plane Through 300-Deg Lateral    - - - Horizontal Cone Through 55-Deg Vertical

REPORT NUMBER: P173563  
 CATALOG NUMBER: ENT-EXX-LED-E1-SLR-7060-CWB

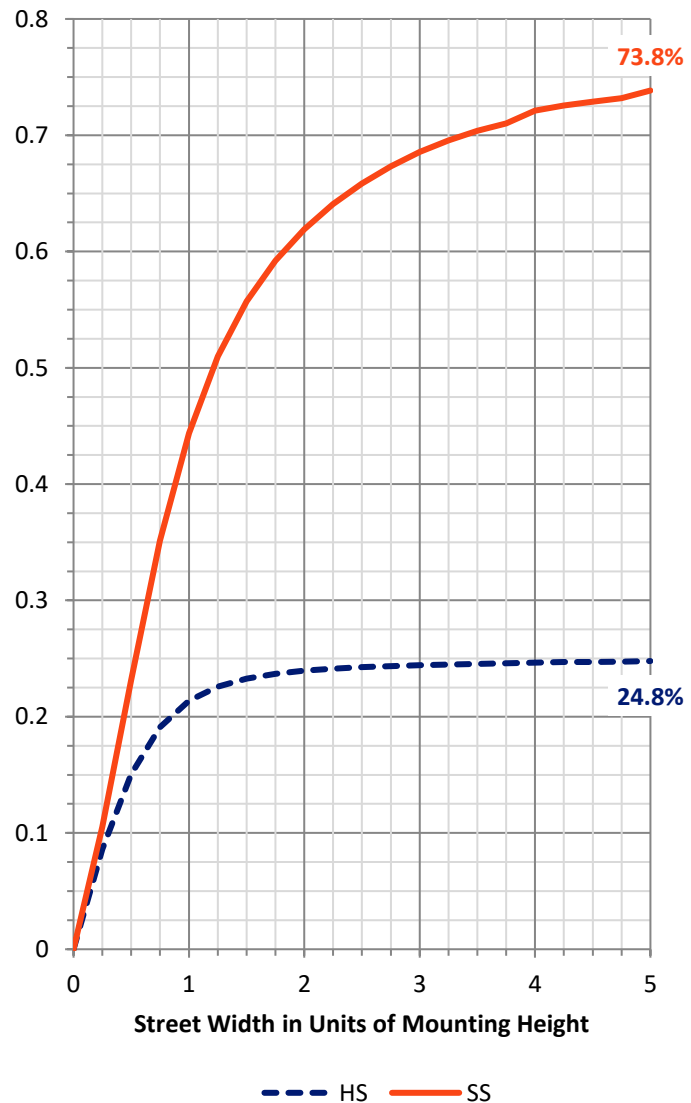
**FLUX DISTRIBUTION:**

		Downward	Upward	Total
<b>House Side</b>	Lumens	404.3	0.0	404.3
	% Fixture	25.0	0.0	25.0
<b>Street Side</b>	Lumens	1213.3	0.0	1213.3
	% Fixture	75.0	0.0	75.0
<b>Total</b>	Lumens	1617.6	0.0	1617.6
	% Fixture	100.0	0.0	100.0

**Coefficient of Utilization**

**ZONAL LUMENS:**

Zone	Lumens	% Fixture
0°-10°	21.2	1.3
10°-20°	69.8	4.3
20°-30°	135.5	8.4
30°-40°	212.9	13.2
40°-50°	284.6	17.6
50°-60°	333.9	20.6
60°-70°	316.8	19.6
70°-80°	191.2	11.8
80°-90°	51.8	3.2
90°-100°	0.0	0.0
100°-110°	0.0	0.0
110°-120°	0.0	0.0
120°-130°	0.0	0.0
130°-140°	0.0	0.0
140°-150°	0.0	0.0
150°-160°	0.0	0.0
160°-170°	0.0	0.0
170°-180°	0.0	0.0
0°-90°	1617.6	100.0
0°-180°	1617.6	100.0



REPORT NUMBER: P173563

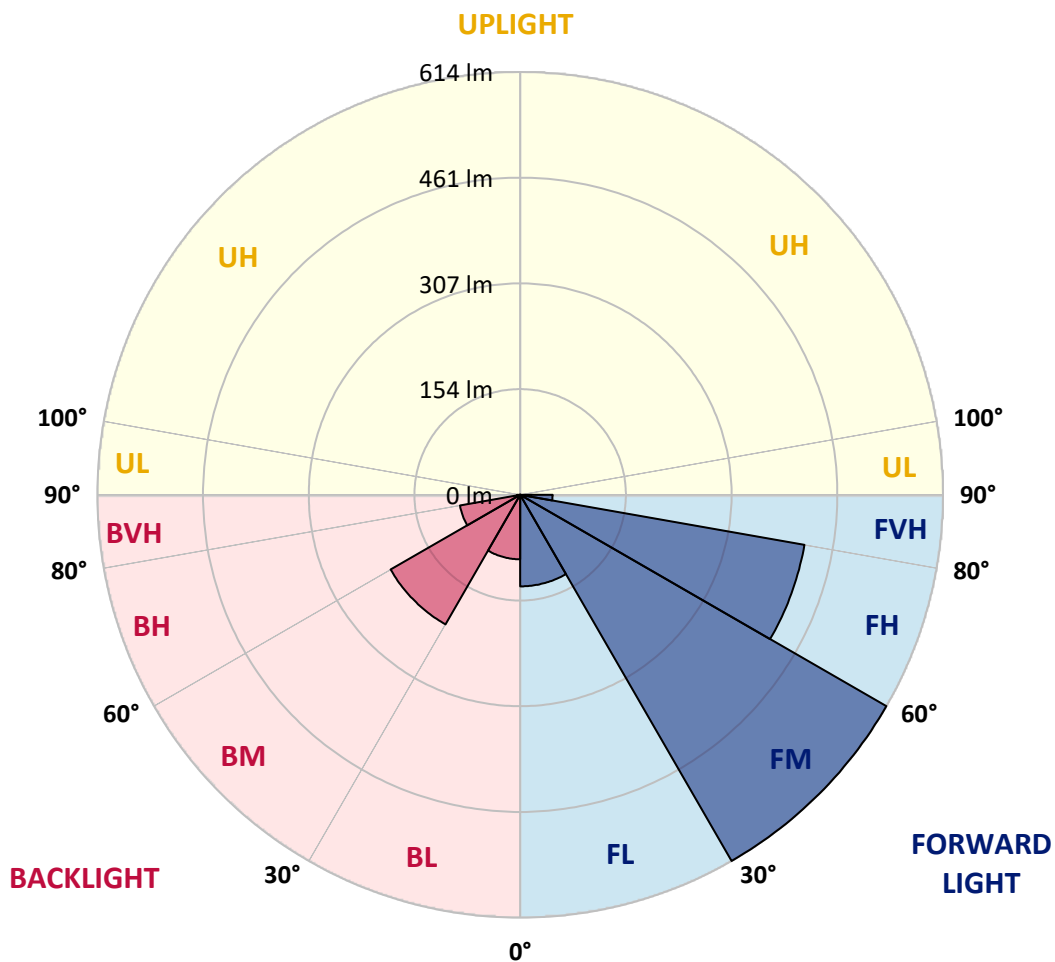
CATALOG NUMBER: ENT-EXX-LED-E1-SLR-7060-CWB

**LUMINAIRE CLASSIFICATION SYSTEM LUMEN TABLE AND BUG RATING:**

Zone	Lumens	% Fixture	Zone Rating/Lumen Limit		
			B	U	G
FL (0°-30°)	132.9	8.2			
FM (30°-60°)	614.1	38.0			
FH (60°-80°)	419.2	25.9			G0/660
FVH (80°-90°)	47.1	2.9			G1/100
BL (0°-30°)	93.6	5.8	B0/110		
BM (30°-60°)	217.3	13.4	B0/220		
BH (60°-80°)	88.8	5.5	B0/110		G0/110
BVH (80°-90°)	4.7	0.3			G0/10
UL (90°-100°)	0.0	0.0		U0/0	
UH (100°-180°)	0.0	0.0		U0/0	

**BUG Rating: B0-U0-G1**

Type IV Short





REPORT NUMBER: P173563  
 CATALOG NUMBER: ENT-EXX-LED-E1-SLR-7060-CWB

**CANDELA DISTRIBUTION (FULL):**

	0°	5°	10°	15°	20°	25°	30°	35°	40°	45°	50°
0°	215.6	215.6	215.6	215.6	215.6	215.6	215.6	215.6	215.6	215.6	215.6
2.5°	220.3	221.9	219.9	220.3	219.6	218.9	219.3	218.9	218.3	218.3	217.6
5°	225.6	225.9	224.6	224.2	223.6	222.6	222.9	221.9	221.3	220.6	219.3
7.5°	231.9	231.6	229.9	228.9	228.6	226.9	226.6	225.2	224.2	223.2	221.6
10°	241.5	238.9	236.9	235.2	234.5	232.6	230.9	230.2	228.6	226.2	224.9
12.5°	255.5	253.8	249.8	246.5	244.5	241.9	239.5	237.9	235.2	231.9	230.2
15°	280.4	275.1	270.4	265.5	261.4	257.1	251.5	247.2	242.5	236.9	232.6
17.5°	312.6	306.0	298.7	290.7	282.4	273.1	262.1	253.8	244.5	234.9	228.2
20°	352.2	339.9	329.6	314.3	299.0	284.4	267.1	252.5	239.2	226.6	216.9
22.5°	396.7	378.1	357.1	333.9	309.3	286.7	262.4	242.5	223.2	207.6	196.7
25°	447.5	418.3	386.4	351.2	315.9	282.4	252.5	227.6	207.0	188.4	176.1
27.5°	478.7	438.9	400.7	358.8	318.6	279.7	243.2	214.3	190.7	170.8	156.5
30°	485.4	445.2	400.3	354.8	313.3	270.8	230.9	198.7	172.4	151.5	137.2
32.5°	490.0	443.5	393.7	343.2	298.0	253.1	212.6	180.7	152.8	132.2	115.6
35°	491.3	437.2	381.0	324.9	277.4	231.6	191.0	157.5	133.2	113.0	98.0
37.5°	489.4	426.9	364.1	306.0	255.1	207.3	167.4	138.2	117.6	98.0	84.7
40°	481.4	413.9	348.8	287.7	232.6	183.1	147.5	122.3	104.6	89.7	79.4
42.5°	471.1	399.0	331.9	266.4	210.6	163.8	131.5	111.3	96.4	85.7	77.1
45°	458.1	383.4	314.3	247.5	192.0	149.2	122.3	105.3	93.7	84.4	76.4
47.5°	442.2	366.8	297.3	233.2	179.4	141.8	120.3	105.3	93.7	83.7	75.1
50°	427.2	351.8	284.4	224.2	173.8	142.2	122.3	106.6	93.3	82.4	72.7
52.5°	415.6	342.8	279.1	220.9	174.4	145.5	126.2	108.6	94.3	82.4	72.1
55°	408.3	339.2	278.4	223.9	181.4	154.5	132.5	114.6	99.0	85.1	73.1
57.5°	409.3	343.2	286.4	236.2	197.3	170.1	145.2	125.2	105.6	88.4	73.4
60°	419.6	356.5	305.6	265.1	223.9	191.0	161.1	134.6	108.6	87.4	71.1
62.5°	445.5	387.7	346.2	304.6	256.8	211.6	170.8	136.2	105.3	82.4	65.4
65°	494.7	443.8	404.0	352.2	284.0	220.3	169.7	131.2	99.0	74.4	57.8
67.5°	542.9	489.0	432.9	354.8	277.4	213.9	158.8	118.9	87.7	63.8	51.2
70°	589.3	519.6	447.5	351.5	258.1	184.1	132.5	99.3	69.8	53.2	43.8
72.5°	558.8	478.4	404.6	310.0	221.9	151.2	105.6	72.1	53.5	43.8	37.9
75°	426.6	370.7	306.6	237.9	163.8	106.6	70.4	51.2	41.2	34.5	30.9
77.5°	307.0	265.5	212.9	156.2	102.3	67.4	47.9	36.6	30.6	25.9	23.9
80°	178.1	152.8	119.3	86.1	58.5	42.2	31.9	25.9	22.2	18.9	18.3
82.5°	111.3	89.0	63.1	42.5	29.9	23.2	18.6	16.0	13.3	11.6	10.0
85°	48.2	34.5	19.6	11.0	8.3	6.3	5.0	4.3	3.7	3.3	2.7
87.5°	1.7	1.7	1.7	1.7	1.7	1.7	2.0	2.0	2.0	2.0	1.7
90°	0.0	0.0	0.0	0.0	0.0	0.0	0.0	0.0	0.0	0.0	0.0



REPORT NUMBER: P173563  
 CATALOG NUMBER: ENT-EXX-LED-E1-SLR-7060-CWB

**CANDELA DISTRIBUTION (continued):**

	55°	60°	65°	70°	75°	80°	85°	90°	95°	100°	105°
0°	215.6	215.6	215.6	215.6	215.6	215.6	215.6	215.6	215.6	215.6	215.6
2.5°	217.6	216.9	216.6	216.6	215.9	215.9	215.3	215.6	215.3	214.6	214.3
5°	218.9	217.9	217.3	216.6	215.6	215.3	214.6	214.6	213.6	212.6	212.3
7.5°	220.6	219.3	218.3	216.9	215.6	214.9	213.6	212.9	212.0	211.0	210.6
10°	223.9	221.6	219.9	218.3	215.9	214.6	212.6	211.6	210.6	209.3	208.6
12.5°	227.6	224.6	222.3	218.3	215.9	213.6	211.6	209.6	207.6	206.3	206.0
15°	227.6	223.9	218.9	215.3	212.0	208.6	206.6	204.7	202.3	201.3	201.0
17.5°	221.9	215.6	211.0	207.0	204.0	201.3	199.3	198.3	196.3	194.4	193.7
20°	209.0	201.6	196.3	192.0	188.7	186.0	185.4	184.4	183.4	183.4	183.7
22.5°	187.7	179.7	175.1	170.4	166.8	165.4	165.8	166.8	167.1	166.8	169.1
25°	166.4	158.8	152.5	148.2	143.8	144.9	143.5	145.9	146.8	147.2	149.8
27.5°	145.9	137.5	130.9	127.2	125.2	123.9	122.9	125.9	126.6	128.9	131.2
30°	123.9	116.3	108.6	105.6	104.0	103.0	103.3	106.0	107.7	111.0	113.0
32.5°	103.6	94.3	88.7	84.7	83.0	82.7	83.0	85.1	87.0	91.4	94.3
35°	86.4	77.4	72.7	70.4	68.1	67.1	68.1	68.8	69.4	73.1	76.7
37.5°	76.4	70.1	66.4	64.1	62.5	61.5	61.5	61.1	61.5	62.1	63.8
40°	72.1	67.4	64.1	61.8	60.5	59.8	59.5	59.1	58.8	58.8	58.8
42.5°	70.4	65.1	61.8	59.8	59.1	59.1	59.1	58.8	58.1	57.5	57.1
45°	69.1	63.5	59.8	58.1	58.1	58.1	58.5	58.1	57.5	56.5	55.5
47.5°	66.8	61.1	57.8	56.5	56.5	56.5	56.8	56.5	55.8	55.1	54.2
50°	64.1	58.1	54.8	53.8	53.5	53.5	53.2	52.8	52.5	51.8	50.8
52.5°	62.5	56.1	53.2	52.5	51.8	51.5	50.8	50.5	49.8	49.5	48.5
55°	62.1	54.8	52.2	51.5	50.8	49.8	48.5	47.9	46.5	46.2	45.5
57.5°	61.1	53.5	50.5	48.8	47.2	46.2	44.8	44.2	43.5	42.9	42.2
60°	57.8	49.5	45.8	44.8	43.8	43.5	42.9	42.2	41.2	40.2	38.9
62.5°	51.5	44.5	42.2	41.9	41.5	40.9	40.2	39.2	38.5	37.2	35.9
65°	46.5	41.9	40.5	39.9	39.5	38.5	37.9	37.2	36.2	35.2	33.9
67.5°	42.2	38.9	38.2	37.2	36.9	36.2	35.2	34.5	33.5	32.6	31.2
70°	38.2	35.5	35.2	34.5	33.9	33.5	32.2	31.2	30.9	29.6	28.6
72.5°	33.9	32.2	31.6	30.9	30.2	29.9	29.2	28.6	27.9	26.6	25.3
75°	28.2	27.6	27.2	26.6	26.3	25.6	24.6	23.6	23.2	22.2	21.3
77.5°	22.6	21.9	21.9	21.3	20.3	19.3	18.3	16.9	16.9	16.9	16.3
80°	16.0	15.3	14.3	14.0	13.3	12.6	11.6	11.0	10.3	10.3	10.3
82.5°	9.3	9.0	8.3	7.3	6.6	6.3	5.3	4.7	4.3	3.7	3.7
85°	2.0	2.0	1.3	1.3	1.0	1.0	1.0	0.7	0.7	0.3	0.3
87.5°	1.7	1.7	1.7	1.3	1.3	1.3	1.0	1.0	1.0	0.7	0.7
90°	0.0	0.0	0.0	0.0	0.0	0.0	0.0	0.0	0.0	0.0	0.0





REPORT NUMBER: P173563

CATALOG NUMBER: ENT-EXX-LED-E1-SLR-7060-CWB

**CANDELA DISTRIBUTION (continued):**

	110°	115°	120°	125°	130°	135°	140°	145°	150°	155°	160°
0°	215.6	215.6	215.6	215.6	215.6	215.6	215.6	215.6	215.6	215.6	215.6
2.5°	214.3	213.9	213.3	212.0	211.6	211.3	211.6	211.6	211.3	211.6	212.0
5°	212.3	212.0	211.0	210.3	209.6	209.6	211.6	211.6	210.6	211.0	212.3
7.5°	210.6	210.6	210.0	209.6	210.0	211.0	212.6	213.9	213.6	215.6	216.3
10°	208.6	209.0	209.3	210.6	212.6	214.3	216.9	219.3	219.9	221.6	222.6
12.5°	206.6	208.0	209.6	212.3	214.9	217.6	220.6	223.2	223.6	225.2	226.6
15°	201.6	203.6	206.0	209.0	212.9	215.9	220.3	222.3	222.9	223.9	225.6
17.5°	194.0	195.0	196.7	200.0	204.3	208.3	213.3	216.6	218.6	219.9	220.6
20°	183.7	185.7	186.7	189.7	192.0	195.0	201.6	206.0	210.0	212.0	213.9
22.5°	169.4	171.8	174.1	177.1	178.4	180.4	186.7	193.4	199.3	203.3	205.7
25°	151.5	154.1	157.5	161.1	162.8	164.8	172.1	178.7	186.0	193.0	196.3
27.5°	133.6	136.9	140.2	144.5	147.2	149.5	155.8	162.1	169.7	176.4	179.7
30°	116.3	120.9	123.9	128.9	131.2	133.6	139.2	146.2	151.5	159.1	163.4
32.5°	98.3	101.7	107.3	113.0	115.6	117.9	123.3	129.2	133.9	141.5	147.8
35°	82.0	85.1	91.0	96.7	98.3	102.0	107.3	112.6	116.9	123.9	129.9
37.5°	66.8	71.7	76.4	80.7	84.4	87.0	92.0	96.7	99.0	105.6	112.0
40°	59.5	61.8	65.1	69.1	71.4	74.1	77.7	81.7	84.4	89.0	94.3
42.5°	56.8	56.8	57.8	59.8	62.8	64.1	67.4	69.4	73.1	75.1	79.7
45°	54.8	54.2	54.5	54.5	55.5	56.5	59.1	61.1	63.5	65.1	68.1
47.5°	53.2	51.8	51.5	50.8	50.5	51.2	53.2	54.8	55.8	57.1	58.1
50°	49.5	48.5	47.5	46.8	46.5	47.2	48.8	50.2	50.5	51.2	51.8
52.5°	47.5	46.2	45.2	44.2	44.2	44.8	46.2	47.2	47.5	47.9	48.5
55°	44.8	44.2	43.5	42.5	42.2	43.2	44.2	45.2	45.8	45.8	46.5
57.5°	41.5	40.9	41.5	41.2	40.9	41.5	42.9	43.8	44.2	44.2	44.5
60°	38.2	37.9	37.9	38.5	39.2	40.2	41.2	42.5	42.2	41.5	41.9
62.5°	35.2	34.9	35.2	36.2	37.2	38.2	39.5	40.5	39.5	38.9	38.9
65°	33.2	32.9	33.2	33.5	33.9	34.9	36.6	36.9	36.2	36.2	36.2
67.5°	30.6	30.2	29.9	30.2	30.6	30.9	32.2	32.6	32.6	32.6	32.6
70°	27.2	26.9	26.6	26.6	26.6	26.9	27.2	27.9	28.6	29.2	29.6
72.5°	23.6	22.9	22.9	22.9	22.2	22.6	22.9	24.2	24.9	25.6	26.3
75°	19.9	19.3	19.3	18.6	18.9	19.3	19.3	19.9	20.6	21.6	22.2
77.5°	15.6	15.6	15.6	15.3	15.3	15.6	16.0	16.0	16.6	17.6	18.6
80°	10.0	10.0	10.6	11.0	11.3	11.6	12.3	12.6	13.0	14.0	14.3
82.5°	3.7	4.0	4.3	4.3	5.3	6.6	7.0	8.0	8.6	9.6	9.6
85°	0.3	0.3	0.3	0.3	0.3	0.7	1.0	1.3	2.0	3.0	3.7
87.5°	0.7	0.3	0.3	0.3	0.0	0.0	0.0	0.0	0.0	0.0	0.0
90°	0.0	0.0	0.0	0.0	0.0	0.0	0.0	0.0	0.0	0.0	0.0



REPORT NUMBER: P173563

CATALOG NUMBER: ENT-EXX-LED-E1-SLR-7060-CWB

**CANDELA DISTRIBUTION (continued):**

	165°	170°	175°	180°	185°	190°	195°	200°	205°	210°	215°
0°	215.6	215.6	215.6	215.6	215.6	215.6	215.6	215.6	215.6	215.6	215.6
2.5°	212.3	213.3	212.9	212.6	212.9	213.6	213.3	213.6	213.9	214.6	214.3
5°	212.6	213.6	213.9	213.9	214.6	215.6	215.6	215.9	216.3	216.9	216.9
7.5°	217.3	219.6	219.6	219.9	220.9	221.9	222.3	222.6	222.3	222.3	222.3
10°	224.2	226.9	227.2	228.9	230.2	229.9	229.9	230.2	229.5	228.9	227.9
12.5°	227.9	230.2	230.9	232.6	234.5	234.9	235.9	236.5	235.9	234.2	232.6
15°	226.9	228.9	230.2	232.2	234.5	235.9	237.9	238.5	238.2	236.2	234.2
17.5°	222.6	224.9	226.6	229.2	231.9	233.9	235.9	236.9	236.9	235.2	233.9
20°	215.6	218.3	220.6	223.6	226.9	229.2	231.6	232.2	232.2	231.6	232.6
22.5°	208.3	211.3	213.9	216.9	221.3	223.6	226.2	228.2	229.2	230.6	234.9
25°	199.0	200.3	203.6	207.0	212.9	216.9	222.6	227.9	233.2	239.2	247.8
27.5°	182.7	185.0	189.0	193.7	199.7	207.0	217.3	227.6	237.2	246.2	256.8
30°	169.1	173.4	177.7	183.1	189.4	196.3	208.3	221.6	233.2	243.9	255.5
32.5°	154.5	159.8	165.4	172.4	178.4	184.7	194.7	209.3	223.2	235.2	247.5
35°	137.5	143.2	148.8	156.2	162.5	170.4	179.4	193.7	209.6	223.2	237.9
37.5°	119.3	124.3	130.6	137.2	144.5	153.8	163.4	176.7	193.4	208.0	224.6
40°	102.0	107.3	113.6	120.9	128.2	138.2	149.2	161.8	177.1	192.7	210.3
42.5°	85.7	92.7	99.3	106.6	114.3	123.6	135.2	148.8	164.1	180.7	199.3
45°	72.1	77.4	84.4	90.4	98.7	107.7	119.6	134.9	152.5	170.1	189.7
47.5°	60.1	63.5	69.4	76.7	84.4	93.7	103.6	118.9	136.9	156.2	178.1
50°	52.8	54.5	58.8	65.4	72.7	82.0	90.7	104.0	121.9	140.9	163.4
52.5°	49.2	49.8	52.2	57.1	64.1	72.4	81.7	93.0	109.0	127.6	149.2
55°	47.2	47.5	48.2	51.8	57.8	65.4	74.8	83.7	98.0	115.6	136.5
57.5°	44.8	45.2	45.5	47.5	51.8	58.5	66.4	73.8	86.7	102.3	122.3
60°	42.5	43.2	43.8	44.5	47.5	51.8	57.8	64.1	73.1	86.7	103.0
62.5°	39.5	40.2	41.2	41.9	42.9	45.5	49.2	53.2	57.8	67.4	80.7
65°	36.9	37.5	37.9	38.2	38.9	39.5	40.9	41.9	44.2	49.8	59.1
67.5°	33.2	33.9	33.9	34.2	34.5	34.5	35.2	35.5	36.2	37.9	41.9
70°	30.2	30.6	30.9	31.2	31.2	31.2	30.9	31.2	30.9	30.9	32.6
72.5°	26.6	26.9	27.2	27.6	27.9	28.2	28.6	28.6	28.2	27.6	27.6
75°	22.6	22.6	23.2	23.6	23.9	24.9	25.6	24.9	24.9	24.6	24.6
77.5°	18.9	19.6	19.9	19.9	20.6	21.6	22.2	21.9	20.9	20.9	21.3
80°	14.6	15.0	15.3	15.6	16.0	16.9	17.9	18.3	17.6	17.9	17.9
82.5°	9.6	10.0	10.6	11.0	11.3	12.3	13.3	14.3	14.0	14.6	14.0
85°	4.3	5.0	5.3	5.3	6.3	7.3	8.6	9.6	11.0	11.3	10.3
87.5°	0.0	0.3	0.3	0.3	1.3	2.3	4.3	6.6	9.0	7.0	5.3
90°	0.0	0.0	0.0	0.0	0.0	0.0	0.0	0.0	0.0	0.0	0.0



REPORT NUMBER: P173563

CATALOG NUMBER: ENT-EXX-LED-E1-SLR-7060-CWB

**CANDELA DISTRIBUTION (continued):**

	220°	225°	230°	235°	240°	245°	250°	255°	260°	265°	270°
0°	215.6	215.6	215.6	215.6	215.6	215.6	215.6	215.6	215.6	215.6	215.6
2.5°	214.3	214.6	214.9	215.3	215.3	215.9	216.3	216.9	217.3	217.3	217.3
5°	217.3	217.3	217.9	218.3	218.6	219.6	219.9	220.9	221.9	222.3	223.2
7.5°	221.6	221.6	221.6	222.6	222.9	223.6	224.2	225.9	227.2	227.9	228.9
10°	227.2	226.2	225.9	226.2	226.2	226.9	228.6	229.5	231.2	234.2	236.2
12.5°	230.6	228.9	228.9	227.9	228.6	229.2	230.9	233.2	235.9	240.2	244.2
15°	232.6	230.9	230.9	230.9	232.6	233.9	236.9	240.5	245.5	251.5	257.5
17.5°	233.2	233.2	234.5	235.5	239.2	241.9	247.2	252.5	258.8	267.1	276.1
20°	234.9	237.5	241.2	243.9	247.8	252.1	257.5	265.5	276.1	286.7	298.7
22.5°	240.5	247.2	251.8	257.8	264.4	269.8	276.1	287.4	299.0	312.3	327.2
25°	257.1	266.4	275.1	281.7	291.7	300.6	309.6	325.9	340.9	356.1	376.4
27.5°	270.1	282.4	295.3	306.0	321.6	334.5	346.8	366.4	383.0	408.3	429.9
30°	271.1	286.4	304.0	321.2	340.9	359.4	382.4	401.7	426.2	456.5	484.7
32.5°	265.1	281.7	302.0	322.9	347.5	372.7	400.0	430.9	459.1	493.0	529.9
35°	256.1	275.1	297.3	320.9	349.5	379.7	412.3	450.8	486.4	528.5	574.4
37.5°	245.2	266.4	291.7	319.3	351.2	386.7	427.6	473.4	519.2	574.4	631.5
40°	232.6	254.5	283.0	314.6	353.2	397.3	447.5	501.3	561.4	627.2	688.7
42.5°	220.9	243.5	273.4	309.0	355.5	412.0	475.1	541.8	611.3	678.4	748.5
45°	212.6	236.5	267.1	307.3	361.4	428.9	502.3	579.7	657.1	730.5	806.9
47.5°	203.6	229.2	263.4	308.3	367.8	441.5	522.6	608.0	690.0	774.4	854.4
50°	189.4	219.6	260.1	310.9	373.4	449.5	535.5	626.2	715.9	806.9	895.7
52.5°	174.1	204.3	251.5	310.0	375.4	451.8	542.2	638.2	733.9	829.9	924.2
55°	160.1	189.0	236.5	300.6	371.1	449.5	544.2	645.2	745.5	846.8	940.5
57.5°	145.2	174.4	216.6	281.7	355.8	439.5	537.2	641.8	749.5	857.8	949.8
60°	125.6	154.8	194.4	252.1	328.9	416.6	514.6	621.6	731.9	847.5	939.2
62.5°	100.3	127.9	163.8	215.3	292.4	377.7	473.4	579.7	679.7	805.9	899.3
65°	72.1	95.3	125.2	171.1	237.5	324.6	421.9	514.9	605.6	731.9	835.5
67.5°	48.8	64.8	86.4	121.9	177.7	253.8	344.8	430.5	520.9	638.8	759.8
70°	35.5	44.2	56.1	79.1	117.6	176.1	248.2	327.2	402.3	510.3	639.9
72.5°	28.9	33.2	39.9	50.5	71.7	108.6	163.4	224.6	286.0	359.1	482.7
75°	25.6	27.9	31.6	36.9	44.2	63.1	95.7	139.9	189.4	235.5	338.8
77.5°	22.6	23.9	25.6	27.9	31.6	38.9	56.5	80.7	111.6	148.5	210.6
80°	17.9	19.3	20.6	22.2	24.6	27.6	34.9	46.5	64.8	81.7	120.3
82.5°	14.0	15.3	16.6	18.6	19.3	19.6	22.6	26.6	34.2	46.2	68.8
85°	10.3	11.3	11.9	12.6	12.6	13.0	13.6	14.6	19.6	33.9	50.2
87.5°	4.7	4.7	4.7	4.0	4.3	3.3	3.7	4.0	6.3	7.3	11.6
90°	0.0	0.0	0.0	0.0	0.0	0.0	0.0	0.0	0.0	0.0	0.0



REPORT NUMBER: P173563  
 CATALOG NUMBER: ENT-EXX-LED-E1-SLR-7060-CWB

REPORT N  
 CATALOG

**CANDELA DISTRIBUTION (continued):**

**CANDELA**

	275°	280°	285°	290°	295°	300°	305°	310°	315°	320°	325°	
0°	215.6	215.6	215.6	215.6	215.6	215.6	215.6	215.6	215.6	215.6	215.6	0°
2.5°	218.3	218.3	217.9	217.9	218.9	218.6	219.3	219.3	218.9	218.9	219.9	2.5°
5°	223.9	224.9	224.2	225.2	225.9	226.2	226.9	226.2	227.6	225.9	226.2	5°
7.5°	231.2	231.9	232.6	233.9	235.5	235.9	236.9	236.5	237.5	236.5	235.2	7.5°
10°	238.9	241.2	243.5	244.5	247.8	248.5	248.5	250.2	251.8	249.8	247.5	10°
12.5°	247.8	252.1	256.8	259.1	262.1	264.4	263.4	266.8	268.4	267.1	265.5	12.5°
15°	263.4	270.1	275.4	279.1	281.7	286.4	285.7	292.0	294.3	293.4	293.7	15°
17.5°	284.0	293.0	302.0	308.3	310.9	317.6	318.6	328.6	334.9	333.9	332.2	17.5°
20°	310.3	323.2	335.9	343.8	344.8	362.1	366.1	374.7	381.7	384.4	384.0	20°
22.5°	343.5	358.8	372.7	388.0	402.3	414.9	423.9	439.5	445.8	451.8	450.2	22.5°
25°	389.4	410.6	435.2	448.5	467.8	479.4	499.3	519.2	525.6	531.2	538.5	25°
27.5°	454.8	483.7	501.0	530.5	551.5	568.4	600.0	626.9	642.2	637.5	635.2	27.5°
30°	517.2	552.8	594.7	635.5	664.7	707.3	730.5	752.5	762.4	747.8	729.2	30°
32.5°	570.1	622.2	683.7	745.8	800.3	850.1	864.8	875.4	856.4	836.5	782.0	32.5°
35°	625.6	691.7	762.8	842.5	899.6	948.5	978.7	990.0	949.5	890.3	816.6	35°
37.5°	692.0	760.5	837.2	924.6	989.3	1038.8	1052.1	1057.1	1002.6	926.2	854.4	37.5°
40°	752.5	830.5	924.6	1005.3	1084.7	1126.2	1133.8	1131.2	1058.8	968.4	901.3	40°
42.5°	819.2	902.3	1008.3	1101.6	1171.4	1213.9	1206.9	1195.3	1112.9	1021.6	947.5	42.5°
45°	884.0	970.7	1086.7	1189.0	1253.8	1285.0	1272.4	1243.5	1164.1	1062.4	983.7	45°
47.5°	940.8	1027.9	1151.5	1258.1	1308.9	1335.2	1321.5	1285.0	1199.3	1090.0	1003.6	47.5°
50°	986.3	1083.3	1203.9	1306.3	1350.8	1370.7	1362.7	1309.9	1219.9	1106.9	1012.6	50°
52.5°	1021.9	1124.6	1243.8	1339.5	1371.7	1391.3	1386.7	1314.6	1222.6	1109.6	1008.3	52.5°
55°	1040.5	1144.1	1256.1	1353.5	1379.4	1401.6	1385.3	1297.3	1204.9	1099.6	993.3	55°
57.5°	1043.2	1142.8	1245.8	1340.8	1373.0	1383.3	1359.4	1264.4	1169.1	1068.7	972.1	57.5°
60°	1017.9	1106.3	1204.6	1304.0	1349.8	1342.5	1309.6	1207.3	1118.2	1025.9	948.5	60°
62.5°	961.4	1030.5	1123.9	1222.2	1284.7	1265.7	1239.2	1141.2	1050.4	958.1	911.9	62.5°
65°	889.0	934.2	996.3	1092.7	1150.5	1145.1	1132.8	1060.1	970.1	882.0	852.5	65°
67.5°	817.9	847.8	880.4	951.5	978.4	973.1	974.7	925.5	860.4	774.7	775.4	67.5°
70°	708.6	733.5	766.1	810.3	838.8	809.6	775.1	722.2	684.4	672.7	710.3	70°
72.5°	551.1	584.0	607.3	650.1	675.0	659.1	630.9	584.7	541.8	556.8	640.9	72.5°
75°	414.3	433.2	466.8	506.3	521.9	512.3	532.9	538.2	521.6	511.6	540.2	75°
77.5°	291.4	310.6	348.8	394.0	427.6	448.5	481.4	523.2	527.2	512.6	458.4	77.5°
80°	195.7	209.0	232.6	271.4	325.6	380.1	425.6	482.0	476.1	444.5	385.4	80°
82.5°	119.9	135.2	155.1	188.7	227.9	280.7	323.6	371.1	369.4	340.5	311.3	82.5°
85°	80.4	104.3	129.9	155.1	174.4	191.0	207.3	257.1	276.4	254.2	222.3	85°
87.5°	33.9	57.1	72.4	76.1	82.4	83.0	100.0	123.3	132.2	150.8	148.8	87.5°
90°	0.0	0.0	0.0	0.0	0.0	0.0	0.0	0.0	0.0	0.0	0.0	90°



NUMBER: P173563

NUMBER: ENT-EXX-LED-E1-SLR-7060-CWB

**DISTRIBUTION (continued):**

330°	335°	340°	345°	350°	355°	360°
215.6	215.6	215.6	215.6	215.6	215.6	215.6
220.3	219.9	219.9	219.9	220.3	219.9	220.3
226.9	226.2	225.9	225.9	225.6	225.6	225.6
235.5	234.2	234.2	233.2	232.9	231.9	231.9
247.2	245.8	245.5	242.9	242.9	240.5	241.5
264.1	264.1	264.1	260.8	260.1	256.1	255.5
293.4	290.7	293.0	287.4	287.0	281.7	280.4
332.9	332.9	328.2	325.6	323.9	316.3	312.6
385.4	385.7	377.7	370.4	367.1	358.5	352.2
452.1	445.8	435.9	430.5	425.2	411.0	396.7
539.8	537.2	519.6	500.3	492.3	470.8	447.5
625.9	620.2	592.0	559.1	538.8	509.3	478.7
701.6	664.4	630.9	591.4	560.4	523.6	485.4
741.2	694.3	645.5	612.9	574.1	533.2	490.0
771.7	721.6	673.1	630.9	587.0	540.8	491.3
810.6	757.8	704.3	654.1	600.6	546.5	489.4
853.8	793.3	727.2	666.4	606.3	544.5	481.4
889.7	816.6	738.9	670.4	604.3	536.2	471.1
909.6	826.2	739.8	666.1	596.3	525.9	458.1
918.9	826.6	733.2	656.5	585.7	511.3	442.2
917.9	818.2	720.6	643.5	573.7	496.0	427.2
907.9	804.6	706.0	633.2	563.4	483.1	415.6
892.6	790.0	691.3	626.2	554.8	472.4	408.3
875.4	777.4	680.7	624.9	549.8	470.4	409.3
867.7	778.7	687.3	615.6	547.2	474.7	419.6
862.8	791.3	701.0	621.9	551.5	493.0	445.5
842.5	809.0	721.9	644.5	582.7	535.9	494.7
818.2	813.9	730.2	657.8	618.3	591.7	542.9
793.0	808.6	742.2	692.7	670.7	660.1	589.3
752.5	770.4	708.6	679.1	672.4	664.7	558.8
627.5	630.9	583.7	567.4	579.0	561.1	426.6
451.2	459.8	429.2	433.6	471.4	432.5	307.0
334.2	300.3	281.1	294.0	330.2	274.7	178.1
275.4	222.9	189.0	206.6	220.6	162.1	111.3
212.0	170.1	139.9	113.0	107.7	69.4	48.2
166.4	122.9	68.4	38.5	25.9	1.7	1.7
0.0	0.0	0.0	0.0	0.0	0.0	0.0

(END OF REPORT)